


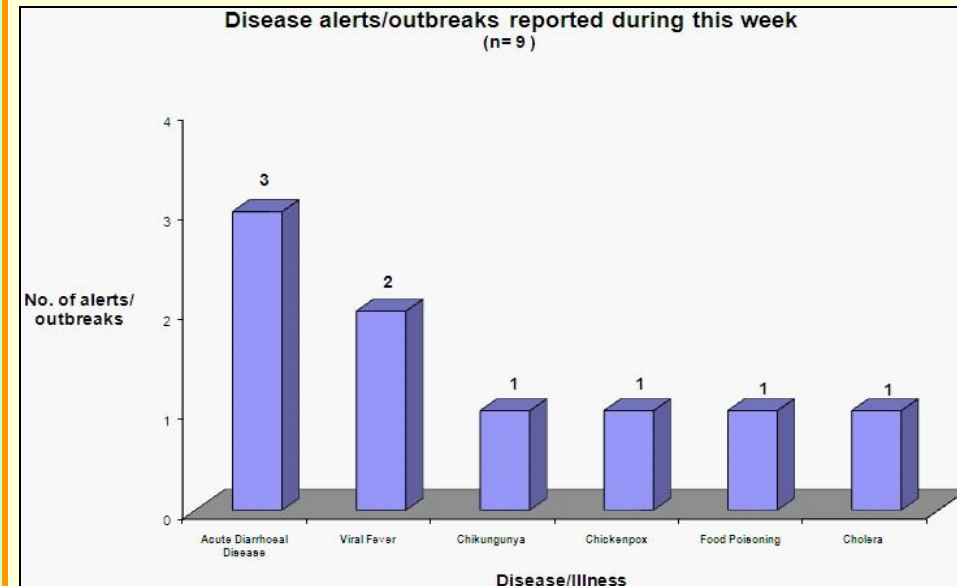
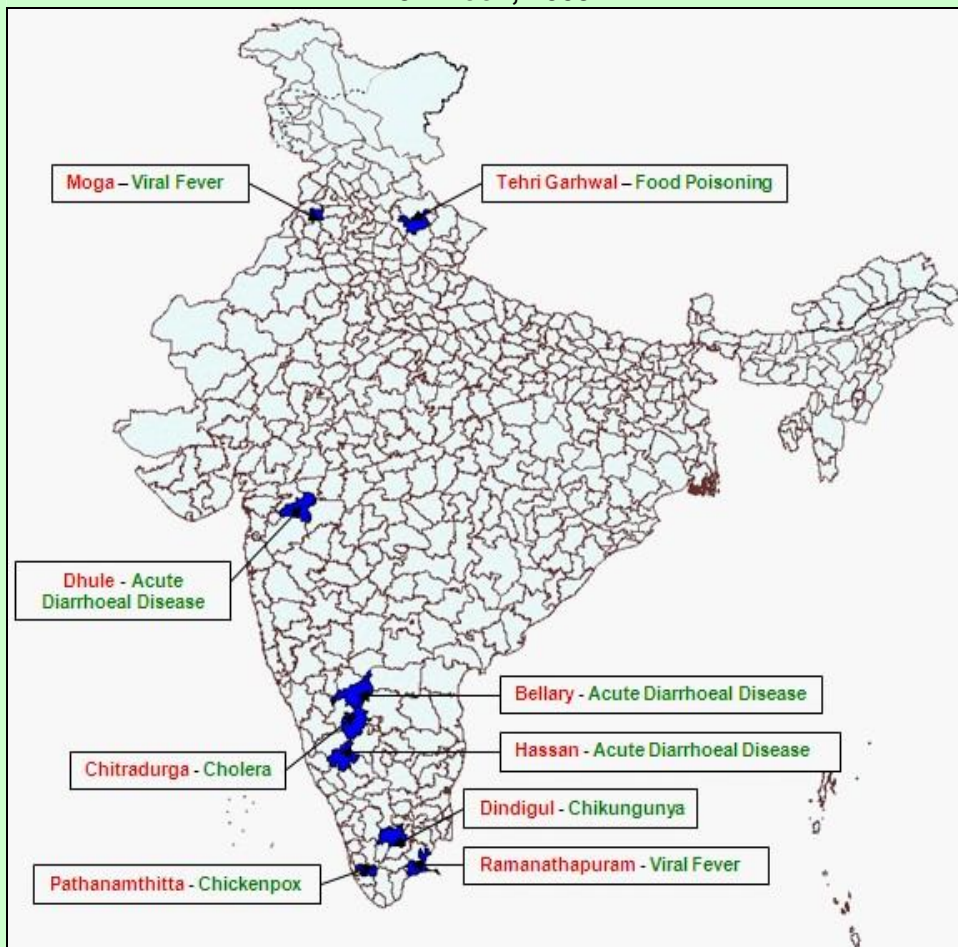


DISEASE ALERTS/OUTBREAKS REPORTED AND RESPONDED TO BY STATES/UTs THROUGH INTEGRATED DISEASE SURVEILLANCE PROJECT (IDSP)

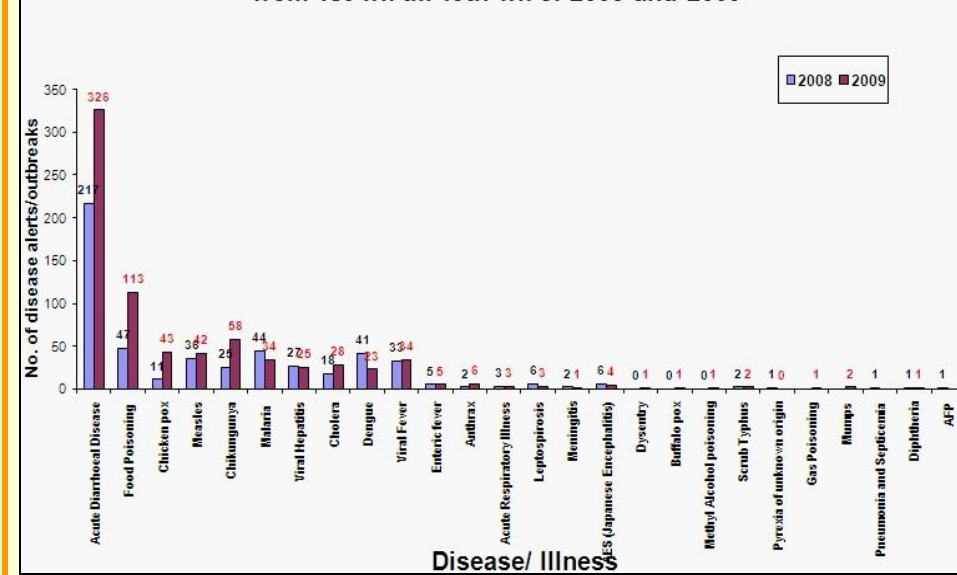
49th week (ending 6th December) 2009



District wise disease alerts/outbreaks reported in the 49th week, 2009



Comparison of cumulative no. of disease alerts/outbreaks from 1st wk till 49th wk of 2008 and 2009



REPORTING STATUS OF STATES/UTs

No. of States /UTs submitted outbreak report (including NIL report)	15
No. of States/ UTs submitted "NIL" outbreak report	09
No. of States /UTs being followed up for the weekly reports	20

Sr. No	Name of State/UT	Name of District	Disease/ Illness	No. of cases/deaths	Date of start of outbreak	Date of reporting	Current Status	Comments/ Action taken
1.	Karnataka	Hassan	i. Acute Diarrhoeal Disease	50 / 0	04.12.09	05.12.09	Under control	Outbreak reported from Rangapura village, Bagur PHC, Channarayapatna Taluka due to consumption of contaminated water. District RRT visited the affected area. Three water samples collected for lab analysis; result awaited. IEC activities undertaken.
2.	Kerala	Pathanamthitta	ii. Chickenpox	26 / 0	07.12.09	08.12.09	Under surveillance	Outbreak reported from Ranny (Block), Naranamoozhi PHC, Joseph High School, Naranamoozhi. Health team are visited the school on 17.12.09. Instructions given to the importance of isolation of the patients. Conducted health education classes and house to house visit. Conducted medical checkup on 07.12.09 and given Acyclovir Tablet.
3.	Maharashtra	Dhule	iii. Acute Diarrhoeal Disease	155 / 0	01.12.09	07.12.09	Under control	Outbreak reported from At. Balapur, PHC Mukti, Taluka Dule due to consumption of contaminated water. Sample collected lab result awaited. Stopped water source from well which is not in use. IEC activities undertaken, daily surveillance is done, Isolation of ward open. Super chlorination of water done.
4.	Punjab	Moga	iv. Viral Fever	86 / 0	02.12.09	02.12.09	Under control	All cases are children in the age-group of 6-12 years, from a school in village Baduwal, under CHC Kot Ise Khan. District RRT visited the affected area. House to house survey conducted in affected village to search for new fever cases. Blood smears prepared to rule out malaria and blood samples collected for other investigations. Symptomatic treatment given to all cases. Health education given by survey team.
5.	Tamil Nadu	Dindigul	v. Chikungunya	13 / 0	01.12.09	04.12.09	Under control	Cases reported from village Vannia paraipatty, PHC M.M.Kovilur. District RRT visited the affected area. Out of four sera samples sent to Zonal Entomological Team (ZET), Dindigul, two found positive for Chikungunya. Nine blood smears collected found negative for malaria. Aedes breeding sites identified in cisterns, old tyres, mud pots, etc. House to house search done for new cases. Symptomatic treatment given to all cases. Anti larval measures undertaken and health awareness camps organized regarding vector-borne disease prevention measures.
		Ramanathapuram	vi. Viral Fever	121 / 0	04.12.09	05.12.09	Under control	Outbreak reported from villages MGR Nagar (RSMangalam PHC: 75 cases), and Keelamunthal (PHC Valinokkam: 45 cases). Aedes mosquito breeding sites identified in the area (House index = 34.6, Container index= 15.7). District RRT visited the affected area to investigate the outbreak. 18 serum samples collected from the affected people and sent to the IVCZ, Hosur. Abate application done in water sources. Health education given regarding personal protection measures.

DISEASE OUTBREAKS OF PREVIOUS WEEKS REPORTED LATE

Sr. No	Name of State	Name of District	Disease/ Illness	No. of cases/ deaths	Date of start of outbreak	Current Status	Comments/ Action taken
1.	Karnataka	Chitradurga	vii. Cholera	36 / 0	25.11.09	Under control	Outbreak reported from village Kunbeva, A.K Colony, PHC Belgetta. District RRT visited the affected area. Out of seven water samples collected for lab testing three found unfit for drinking. Out of five stool samples sent for culture, one sample found positive for <i>Vibrio cholera</i> . Active surveillance done to find new cases of loose watery stools. To start treatment immediately, a medical team under the supervision of medical officer set up in the affected area with ambulance and medicines. Health education given and halogen tablets distributed among villagers.
		Bellary	viii. Acute Diarrhoeal Disease	29 / 0	25.11.09	Under control	Outbreak reported from D.Mallapura (Gollarahatti), PHC Bandri, Sandur Taluka probably due consumption of contaminated water. District RRT visited the affected area. Three water and four stool samples collected for testing. All water samples found unfit for drinking and all stool samples found negative for <i>Vibrio cholera</i> . Gram Panchayat people instructed to supply clean and chlorinated water, to clean water storage tanks, and to check leakage of water pipelines. IEC activities undertaken and awareness created among villagers to maintain cleanliness and hygiene conditions. The PHC staff established temporary clinic at Anganwadi school premises for treatment of all cases.
2.	Uttarakhand	Tehri Garhwal	ix. Food Poisoning	17 / 0	08.11.09	Under control	Cases reported from Jakhanidhar Block. District RRT visited the affected area. One child developed fever, body ache and swelling all over the body after consuming wild pork meat. Symptomatic treatment given. IEC activities done regarding food hygiene.

FOLLOW-UP OF DISEASE OUTBREAKS OF PREVIOUS WEEKS

Sr. No	Name of State	Name of District	Disease/ Illness	No. of cases/ deaths	Date of start of outbreak	Current Status	Comments/ Action taken
1.	Karnataka	Davanagere	Acute Diarrhoeal Disease	198 / 0	28.11.09	Under control	Outbreak reported from Honnali Taluka, Benakana halli due to consumption of contaminated water. District RRT visited the affected area. Water and stool samples collected and sent for lab investigation; water samples found contaminated, and stool samples tested negative for cholera and showed growth of commensals only. Health education given regarding sanitation and hygienic practices.
2.	Kerala	Kottayam	Viral Hepatitis- A	15 / 1	10.11.09	Under surveillance	Cases reported from village Kurichy, Block Karukachal. District RRT visited affected area and investigated the outbreak. Blood samples tested positive for Hepatitis A IgM antibodies. Chlorination and disinfection of water sources of the affected area done. Medical camp conducted to treat cases. House to house search done and blood samples collected from suspected cases in the affected area. Health education given regarding sanitation and hygienic practices.
		Kannur	Viral Hepatitis- A	24 / 0	04.11.09	Under surveillance	Outbreak reported from Ukkasmotta, PHC Kadirur probably due to consumption of contaminated milk at a marriage function. District Surveillance Officer with team visited the affected area. Three sera samples from cases with jaundice tested positive for IgM Hepatitis- A by ELISA test at Co-operative Hospital, Thalassery. Water and food sample collected for bacteriological examination. Health education given regarding hygiene practices.
		Kottayam	Viral Hepatitis - A	5 / 0	01.12.09	Under surveillance	Cases reported from Kumaranellor. People were suffering from Fever, vomiting, yellow discoloration of urine and eyes and body pain 2 Cases from same house of Plakuzhy colony. District RRT team visited the affected area. Water sample collected and sent for analysis to Microbiology lab, Medical College, Kottayam, Lab result is IgM antibody against Hepatitis A positive. House to house survey done. Well chlorination done. Health education given. Super chlorination of water sources done. Personal hygiene done.
3.	Tamil Nadu	Perambalur	Chikungunya	18 / 0	03.12.09	Under control	Cases reported from Kaikalathur village, PHC Pasumbalur. Sudden increase in number of cases noticed with fever, arthralgia and myalgia. High mosquito larval density noticed in the area. District RRT team visited the affected area. 10 serum samples collected and sent it to SE, ZET, Trichy. Door to door fever survey done. Source reduction measures undertaken, fogging operation done and health education given regarding personal protection measures.