


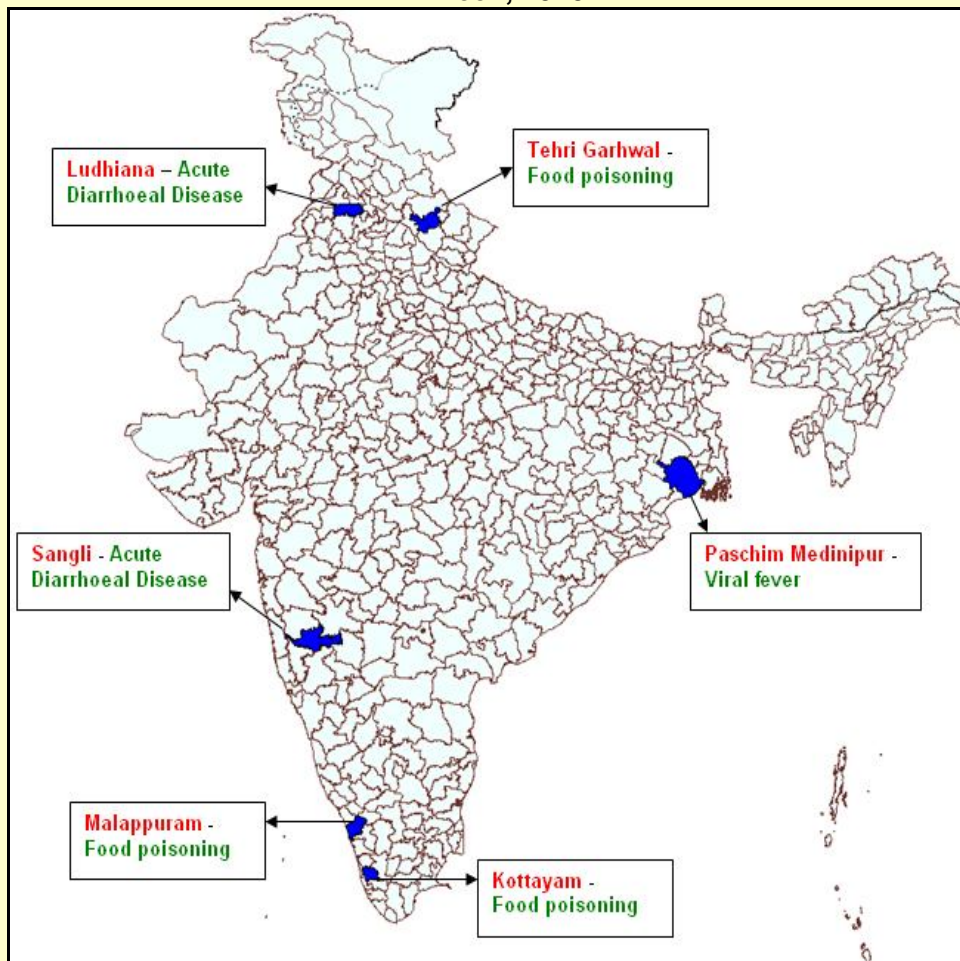


# DISEASE ALERTS/OUTBREAKS REPORTED AND RESPONDED TO BY STATES/UTs THROUGH INTEGRATED DISEASE SURVEILLANCE PROJECT (IDSP)

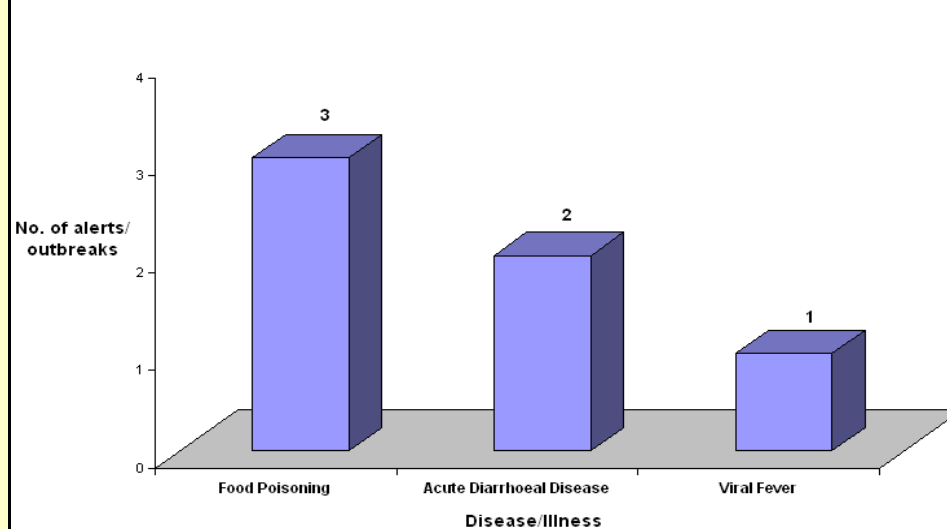
2<sup>nd</sup> week (ending 10<sup>th</sup> January) 2010



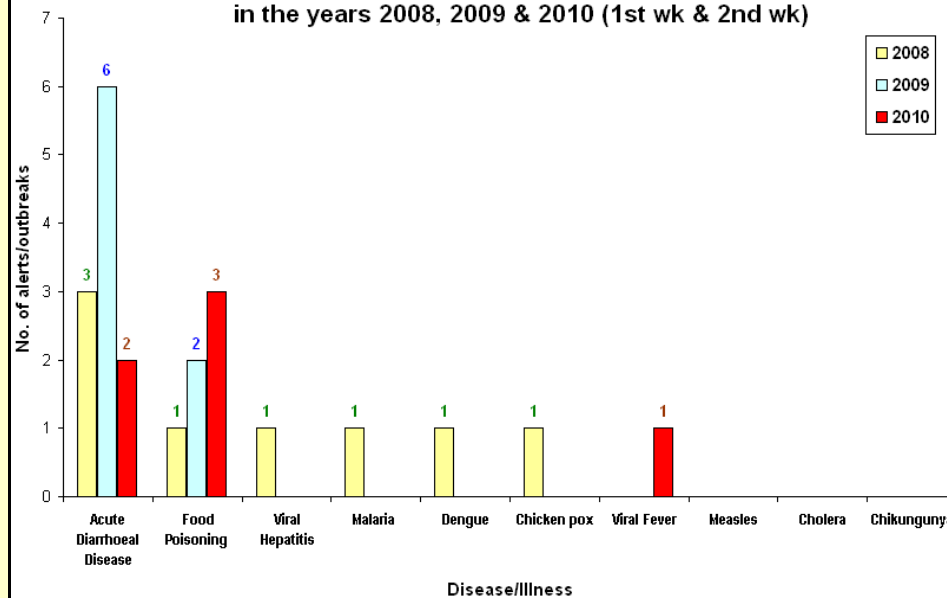
## District wise disease alerts/outbreaks reported in the 2<sup>nd</sup> week, 2010



## Disease alerts/outbreaks reported during this week (n= 6)



## Comparison of cumulative no. of disease alerts/outbreaks reported in the years 2008, 2009 & 2010 (1st wk & 2nd wk)



### REPORTING STATUS OF STATES/UTs

No. of States /UTs submitted outbreak report (including NIL report)	19
No. of States/ UTs submitted "NIL" outbreak report	9
States / UTs being followed up for the weekly reports:	16

INTEGRATED DISEASE SURVEILLANCE PROJECT, NATIONAL CENTRE FOR DISEASE CONTROL, DELHI

Tel No. 23913148, Fax No. 23922677; [www.idsp.nic.in](http://www.idsp.nic.in)

Sr. No	Name of State/UT	Name of District	Disease/ Illness	No. of cases/deaths	Date of start of outbreak	Date of reporting	Current Status	Comments/ Action taken
1.	Kerala	Malappuram	i. Food Poisoning	21 / 0	04.01.10	05.01.10	Under control	Outbreak occurred in village Pookkottur among students who consumed food from Yatheemkhana (orphanage). Cases presented with symptoms of vomiting and pain abdomen within 24 hours of consumption of contaminated food. District Rapid Response Team (RRT) investigated the outbreak. All cases treated. House to house survey done for new cases. Food samples not available for analysis. Health education given regarding food hygiene. IEC activities undertaken.
		Kottayam	ii. Food Poisoning	32 / 0	07.01.10	08.01.10	Under control	Outbreak reported from village Kooropada, subcentre Pangada, CHC Mundankunnu. All cases are children presenting with symptoms of vomiting and pain abdomen within 24 hours of consumption of contaminated food at a school function at Cross Road School, Pampady. District RRT investigated the outbreak. Food and water samples sent for lab analysis; result awaited. ORS packets distributed to all households in the affected area. All cases treated. Health education given regarding personal hygiene.
2.	Punjab	Ludhiana	iii. Acute Diarrhoeal Disease	104 / 0	09.01.10	10.01.10	Under control	Outbreak reported from Balocha Mohala, Mori Gate, Jagraon, Ludhiana probably due to consumption of contaminated water. Mild pain abdomen and loose motion reported by most of the local residents. Health camp established and treatment of cases done. House to house survey done by paramedical team for identifying new cases. Water sample taken for lab analysis, result awaited. ORS packet distributed and people advised to drink boiled water. Health education given and IEC activities undertaken regarding sanitation and hygienic practices.
3.	Uttarakhand	Tehri Garhwal	iv. Food Poisoning	9 / 0	29.12.09	30.12.09	Under control	Outbreak reported from Bhatti village CHC Pilkhi due to consumption of contaminated wild pig meat. All cases developed symptoms of vomiting, pain abdomen and swelling all over the body. Clinically diagnosed as Trichinosis, the cases were treated accordingly. Villagers advised to not to consume the meat of wild pig. IEC activities conducted regarding food hygiene and sanitation.
4.	Maharashtra	Sangli	v. Acute Diarrhoeal Disease	113 / 0	30.12.09	02.01.10	Under surveillance	Outbreak reported from village and PHC Atpadi, due to consumption of contaminated water. Medical team stationed at affected village for treatment of cases. Chlorination and disinfection of water sources done. Chlorine tablets and ORS packets distributed. Health education given.

**DISEASE OUTBREAKS OF PREVIOUS WEEKS REPORTED LATE**

<b>Sr. No</b>	<b>Name of State</b>	<b>Name of District</b>	<b>Disease/ Illness</b>	<b>No. of cases/ deaths</b>	<b>Date of start of outbreak</b>	<b>Current Status</b>	<b>Comments/ Action taken</b>
1.	West Bengal	Paschim Medinipur	vi. Viral fever	20 / 0	16.12.09	Under control	Outbreak reported from Midnapur Municipality Ward no. 11, Goalapara, Mirzabazar, Midnapur Sadar. District RRT visited the affected area. Blood slides drawn from all fever cases and contacts and sent to MMCH for investigation found negative for Malaria. Entomological survey done for Aedes larvae in water containers; however, no larvae found. Sera samples for Chikungunya and Dengue sent to STM (Student Tropical Medicine); ELISA for Dengue tested negative, and report awaited for Chikungunya. Intensive spraying done in the affected locality. Medical camp organized at the affected area. A medical team visited the locality and treated the fever cases symptomatically. IEC activities undertaken regarding personal protection measures and vector control measures.