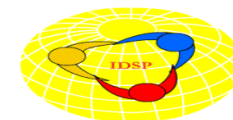
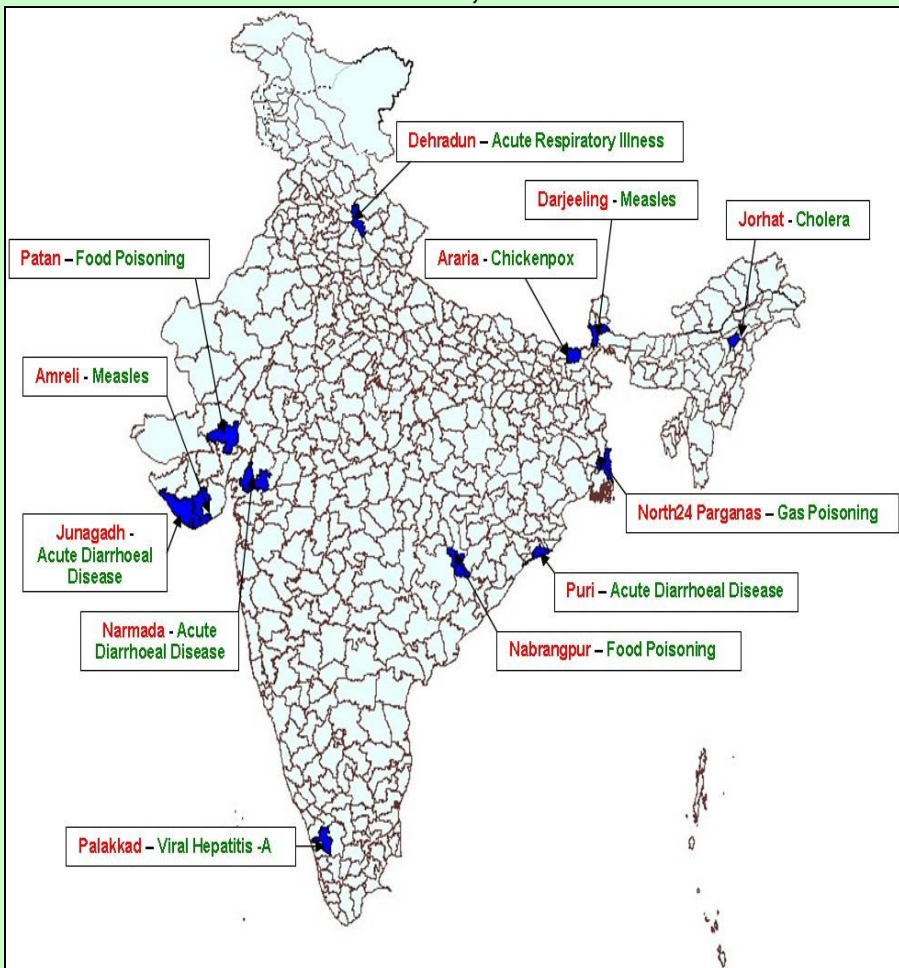




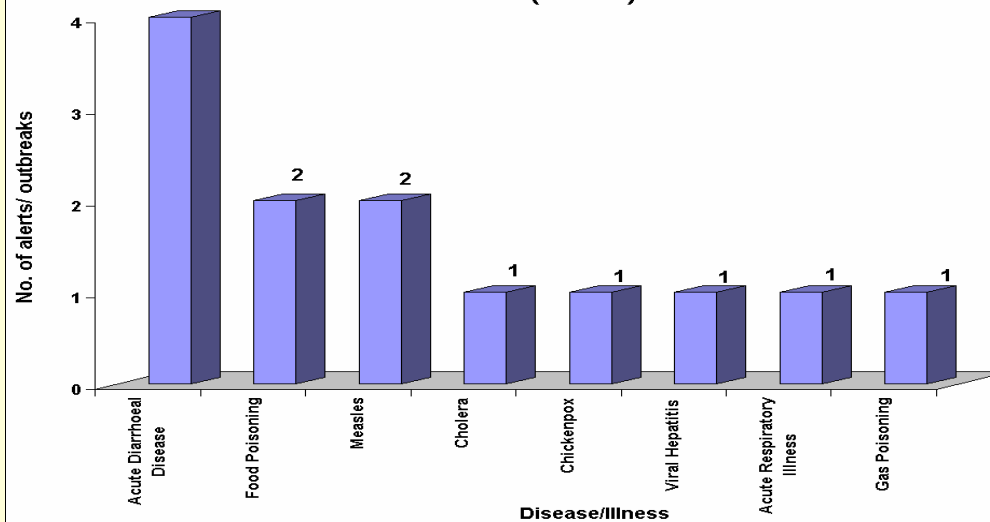
## DISEASE ALERTS/OUTBREAKS REPORTED AND RESPONDED TO BY STATES/UTs THROUGH INTEGRATED DISEASE SURVEILLANCE PROJECT (IDSP) 1<sup>st</sup> week (ending 9<sup>th</sup> January) 2011



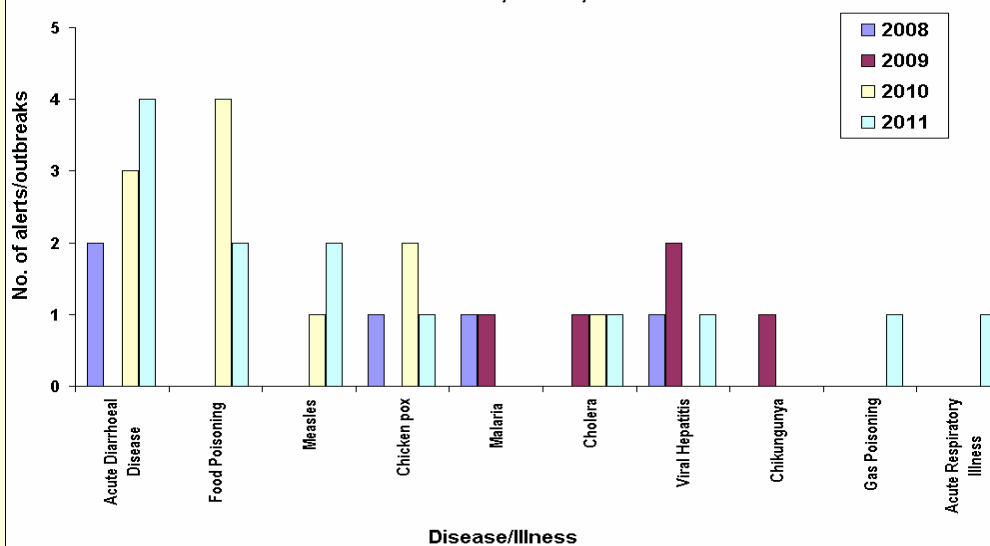
### District wise disease alerts/outbreaks reported in the 1<sup>st</sup> week, 2011



### Disease alerts/outbreaks reported during this week (n= 13)



### Comparison of disease alerts/outbreaks reported in the 1<sup>st</sup> week of 2008, 2009, 2010 & 2011



### REPORTING STATUS OF STATES/UTs

No. of States/UTs submitted outbreak report (including NIL report)	17
No. of States/UTs submitted "NIL" outbreak report	10

Sl. No.	Name of State/UT	Name of District	Disease/ Illness	No. of cases/ deaths	Date of start of outbreak	Date of reporting	Current Status	Comments/ Action taken
1.	Bihar	Araria	i. Chickenpox	32 / 0	24.12.10	24.12.10	Under surveillance	Cases of fever and typical rash clinically diagnosed as Chicken pox were reported from Diyari, Ward no. 9 and 11. District Rapid Response Team (RRT) visited the affected area and investigated the outbreak. Cases treated symptomatically. IEC activities undertaken regarding isolation and early treatment of cases.
2.	Gujarat	Narmada	ii. Acute Diarrhoeal Disease	16 / 0	29.12.10	30.12.10	Under control	Cases reported from Village Navapara, subcenter Mithivav, PHC Zariya, Block Nandod due to consumption of contaminated water. District RRT visited the affected area. Water samples collected for lab test; result awaited. Active house to house survey conducted to find new cases. All cases treated. ORS packets and chlorine tablets distributed in the locality. Health education given regarding hygiene and sanitation.
		Patan	iii. Food Poisoning	60 / 0	28.12.10	28.12.10	Under control	Outbreak of vomiting and diarrhoea reported from Rajpur village under Ranuj PHC, Patan Block, due to consumption of contaminated seeds of Jatropa (Ratanjyot) tree. District RRT visited the affected area and investigated the outbreak. All cases were treated in General Hospital, Patan. IEC activities undertaken regarding safe food and water and hygienic practices.
3.	Orissa	Nawarangpur	iv. Food Poisoning	16 / 3	03.1.11	03.1.11	Under control	Cases with symptoms of diarrhoea and vomiting reported from Purla village under Jharigram Block due to consumption of contaminated food. All cases treated. Food samples not available for lab analysis. Health education given regarding food sanitation and personal hygiene.
		Puri	v. Acute Diarrhoeal Disease	20 / 0	02.01.11	04.01.11	Under control	Cases of diarrhoea reported from Village Chandanpur, Birakeshrapur, Birabalabhadrapur under Puri Sadara Block, due to consumption of contaminated water. District RRT with Block medical team visited the affected area and investigated the outbreak. All cases treated. Water sources in the village chlorinated with bleaching powder. ORS packets and halogen tablets distributed by Health staff to every household in the village. Health education given regarding hygiene and sanitation.
4.	Uttarakhand	Dehradun	vi. Acute Respiratory Illness	05 / 02	25.12.10	25.12.10	Under control	Cases of fever, cough and cold reported among children from Simkhla village under Block Dharuchula. PHC medical officer along with team established medical camp at the affected village to treat cases. Active survey done to find new cases with fever and cough. IEC activities undertaken regarding personal protection measures including hygienic practices and sanitation measures.
5.	West Bengal	North24 Parganas	vii. Gas poisoning	70 / 1	31.12.10	31.12.10	Under control	Outbreak reported from Village Chakkathalia, Mohanpur G.P, under Bandipur BPHC, Barrackpore due to Ammonia gas leakage from ice factory. Block medical team from Barrackpure visited the affected area and investigated the outbreak. All cases treated symptomatically. House to house visit done by the paramedical team to find new cases. IEC/BCC activities undertaken.

**DISEASE OUTBREAKS OF PREVIOUS WEEKS REPORTED LATE**

Sl. No	Name of State/UT	Name of District	Disease/ Illness	No. of cases/ deaths	Date of start of outbreak	Current Status	Comments/ Action taken
1.	Assam	Jorhat	viii. Cholera	5 / 1	19.12.10	Under control	Cases of watery diarrhoea reported from Village Keya Sapori, Sub Center Melamati, BPHC Titabor. Medical team from Melamati PHC visited the affected area and treated cases. Out of 3 stool samples collected and sent to JMCH, Jorhat, one sample shows growth of <i>V.Cholera (Eltor Ogawa)</i> . Active surveillance done to find new cases. PHE Deptt intimated for chlorinating all drinking water sources and for provision of safe drinking water. ORS packets and Halogen tablets distributed among the affected people. IEC activities undertaken regarding safe water, hygienic and sanitation measures.
2.	Gujarat	Amreli	ix. Measles	9 / 0	20.12.10	Under surveillance	Cases of fever and rash reported from Village Mithapur (Nakki), PHC Dalkhaniya, Taluka Dhari. District RRT visited the affected area and investigated the outbreak. 5 sera samples sent to B.J.Medical College, Ahmedabad for lab test; result awaited. Active search done for new cases. Cases treated symptomatically. Vitamin-A supplementation given to all susceptible children in the affected village. IEC activities undertaken regarding isolation and treatment of cases.
		Junagadh	x. Acute Diarrhoeal Disease	26 / 0	14.12.10	Under surveillance	Outbreak reported from Village Khadia, PHC Khadia, Block Junagadh due to consumption of contaminated water caused by leakage in water pipeline. Block medical team visited the affected area. Water samples collected tested positive for fecal contamination. Active house to house survey conducted to find new cases. All cases treated. ORS packets and chlorine tablets distributed in the locality. Leakage in water pipeline repaired. Health education given regarding hygiene and sanitation.
			xi. Acute Diarrhoeal Disease	97 / 0	14.12.10	Under control	Outbreak reported from Village Sandnidhar, PHC Ghantvad, Block Kodinar due to consumption of contaminated water caused by leakage in water pipeline. District RRT visited the affected area. Stool and water samples sent for lab test; result awaited. Chlorine tablets and ORS packets distributed among the affected people. IEC activities undertaken regarding safe drinking water, hygienic practices and sanitation measures.
3.	Kerala	Palakkad	xii. Viral Hepatitis- A	21 / 0	22.11.10	Under control	Outbreak of fever and jaundice reported from Athipotta, Kundurkkunnu, Thachanatukara, Alanellur. District RRT visited the affected area. Super chlorination of all water sources done. Daily active surveillance done to find new cases. All cases treated and followed up for complication. Water samples collected and sent for lab analysis (for coliform organisms). IEC activities undertaken regarding safe drinking water, hygienic practices and sanitation measures like proper disposal of waste.
4.	West Bengal	Darjeeling	xiii. Measles	17 / 0	16.12.10	Under surveillance	Cases reported from Siliguri, Phansidewa, Chathat, Nitbazar. District RRT visited and investigated the affected area. Active search done for new cases. Cases treated symptomatically. Vitamin-A supplementation given to all susceptible children in the affected village. IEC activities undertaken regarding isolation and treatment of cases.

**FOLLOW-UP OF DISEASE OUTBREAKS OF PREVIOUS WEEKS**

Sl. No	Name of State	Name of District	Disease/ Illness	No. of cases/ deaths*	Date of start of outbreak	Current Status	Comments/ Action taken
1.	Punjab	Barnala	Viral Hepatitis A & E	247 / 0	01.12.10	Under control	Cases reported from Villages Kalalan (PHC Mehalkalan), Chananwal, Chiniwal and Sahjera . On the basis of lab reports of many Hepatitis-C positive blood samples detected by the Blood Bank, detailed investigation was carried out by the district RRT. Hepatitis-C cases were already prevalent in these villages of Barnala and were confirmed through investigations while the cases came to the notice of DSU from the data available. About 1408 houses (9950 population) from 4 affected villages were visited; 247 cases of Viral Hepatitis were detected on house to house survey. These cases were reported positive on the basis of test reports available with them either from Private labs or while screening for blood transfusion. Most of these cases were in the age-group of 15-60 yrs. Out of 20 blood samples sent to Referral Lab under IDSP at GSS Medical College, Faridkot, 5 samples tested positive for IgM Anti HAV and 17 samples tested positive for IgM Anti HEV Ab. Health education was given regarding personal protection measures.

\* Cumulative figures reported this week.